

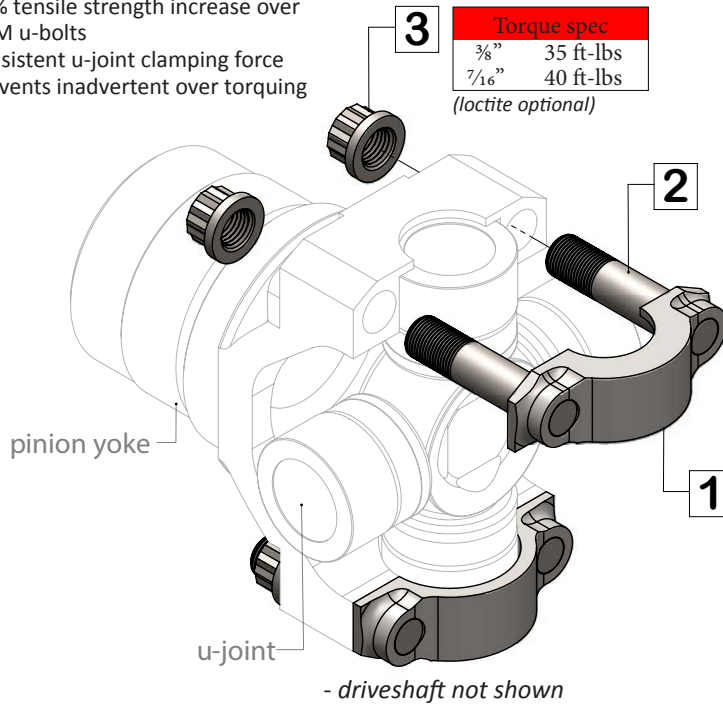
## Kit Summary:

Kit #	U1610HD - cap kit for Strange 1350 yokes U1611HD - cap kit for Strange 1480 yokes
Page	1 of 1 total pages
Date Modified	Dec 16, 2014

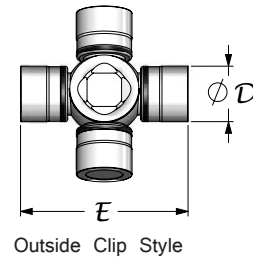
U1610HD - 1350 SERIES KIT CONTENTS			
ITEM#	PART#	QTY	DESCRIPTION
1	U1610HDA	2	1350 style u-bolt strap
2	U1610HDB	4	3/8" stud
3	U1610HDC	4	3/8"-24 12 point lock nut
U1611HD - 1480 SERIES KIT CONTENTS			
1	U1611HDA	2	1480 style u-bolt strap
2	U1611HDB	4	7/16" stud
3	U1611HDC	4	7/16"-24 12 point lock nut

### features:

- 65% tensile strength increase over over an OEM strap
- 90% tensile strength increase over OEM u-bolts
- consistent u-joint clamping force
- prevents inadvertent over torquing

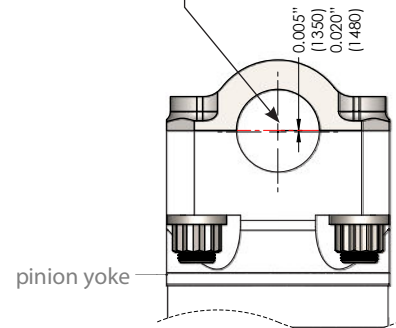


u-joint identification chart		
series	D	E
1350	1.188	3.622
1480	1.375	4.188



### ⚠ designed for Strange pinion yokes

- center bore of strap is 0.020" offset for 1350 series and 0.005" for 1480 series which presses the u-joint cap 0.005" total
- if used with a pinion yoke other than Strange the strap may press the u-joint cap beyond 0.005" and cause premature failure



### Instructions

1. The u-joint is installed in the driveshaft prior assembly
2. Install the front end of the driveshaft in the driveline (*varies with application*)
3. Slide the u-joint and driveshaft assembly into the pinion yoke and ensure it seats completely
4. Slide the straps (1) over the u-joint and into the pinion yoke
5. Install the lock nuts (3) and torque to spec as listed above  
*note: torque all nuts evenly and consecutively*